

Scaled data based on original data using
LM-79-08 Approved Method: Electrical and Photometric Measurements of Solid-
State Lighting Products

Test Report Prepared for
Cooper Lighting Solutions
(formerly Eaton)

Brand: McGRAW-EDISON

Report Number: P594123

Luminaire Tested: **ISC-PA1C-727-U-T3-HSS**

Issue Date: 3/22/2022

Test Information

Test Method: LM-79-08
Report Number: P594123
TEST IS SCALED FROM IESNA LM-79-08 TEST DATA (G1-2201-510-11)
Test Lab: INNOVATION CENTER
Issue Date: 3/22/2022
Manufacturer: COOPER LIGHTING SOLUTIONS (FORMERLY EATON)
Product Line: McGRAW-EDISON
Catalog Number: ISC-PA1C-727-U-T3-HSS
Description: IMPACT ELITE LED CYLINDER LUMINAIRE
(1) 70 CRI, 2700K, 615mA LIGHT ENGINE WITH 24 LEDS AND TYPE III OPTICS
WITH HOUSE SIDE SHIELD
Light Source: -
Ballast/Driver: ELECTRONIC DRIVER

Summary

Lumens per Lamp: N/A
Luminaire Lumens: 4337 lumens
Efficiency: N/A
Efficacy: 88.7 lumens/watt
Luminous Opening: Rectangular (W 0.75' x L: 0.5' x H: 0')
IES Classification: Type III - Medium
BUG Rating: B1 - U0 - G1

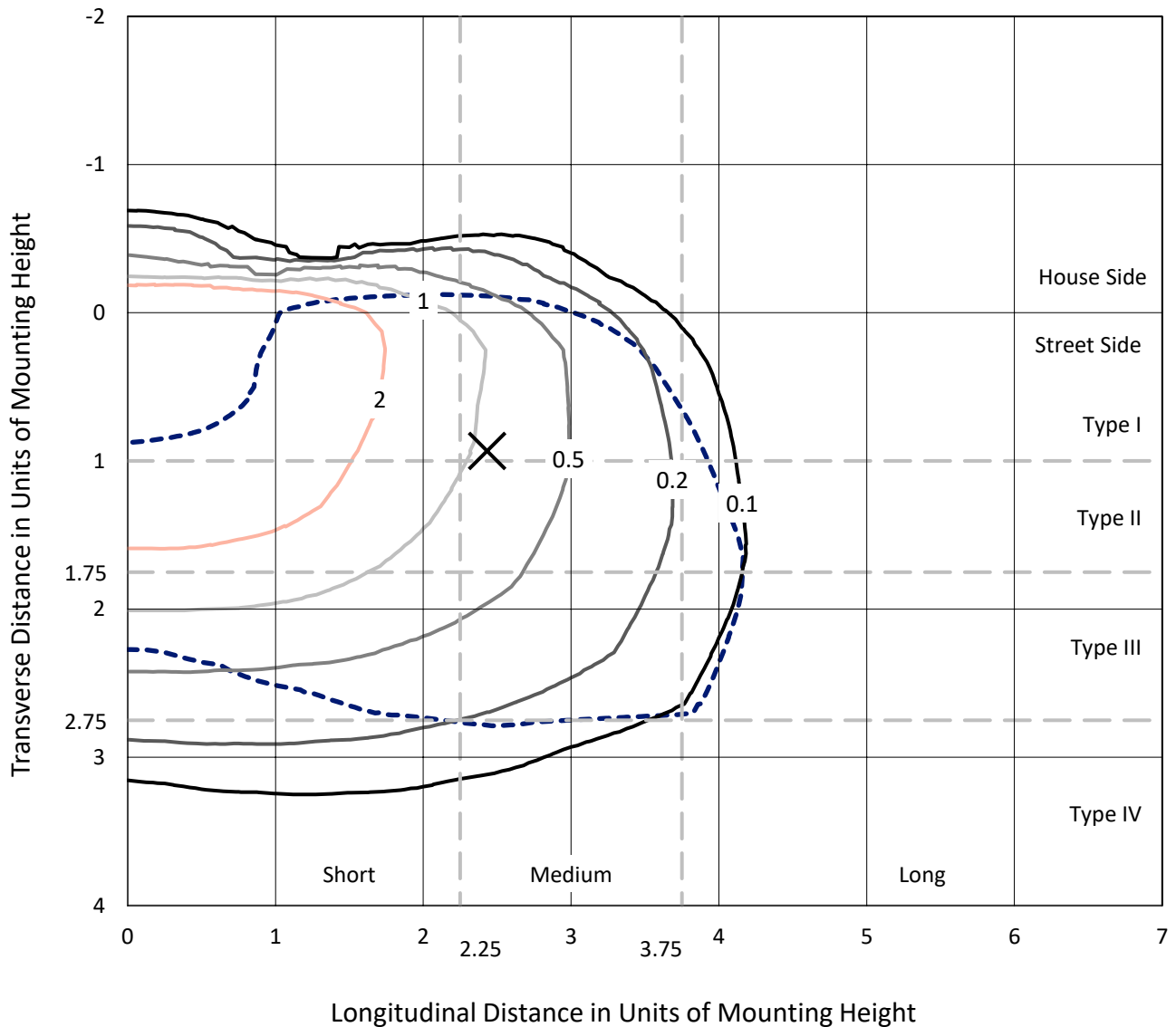
Input Watts (W): 48.9
Input Voltage (V): NR
Input Current (Ain): NR
Voltage Rise (V): NR
Power Factor: NR
Total Harmonic Distortion (THDi): NR
Frequency (hertz): 60
Stabilization Time: NR
Operation Time: NR
Ambient Temperature (°C): NR
Test Distance: 28.75 FT



REPORT NUMBER: P594123
 CATALOG NUMBER: ISC-PA1C-727-U-T3-HSS

Iso-Footcandle Lines of Horizontal Illumination

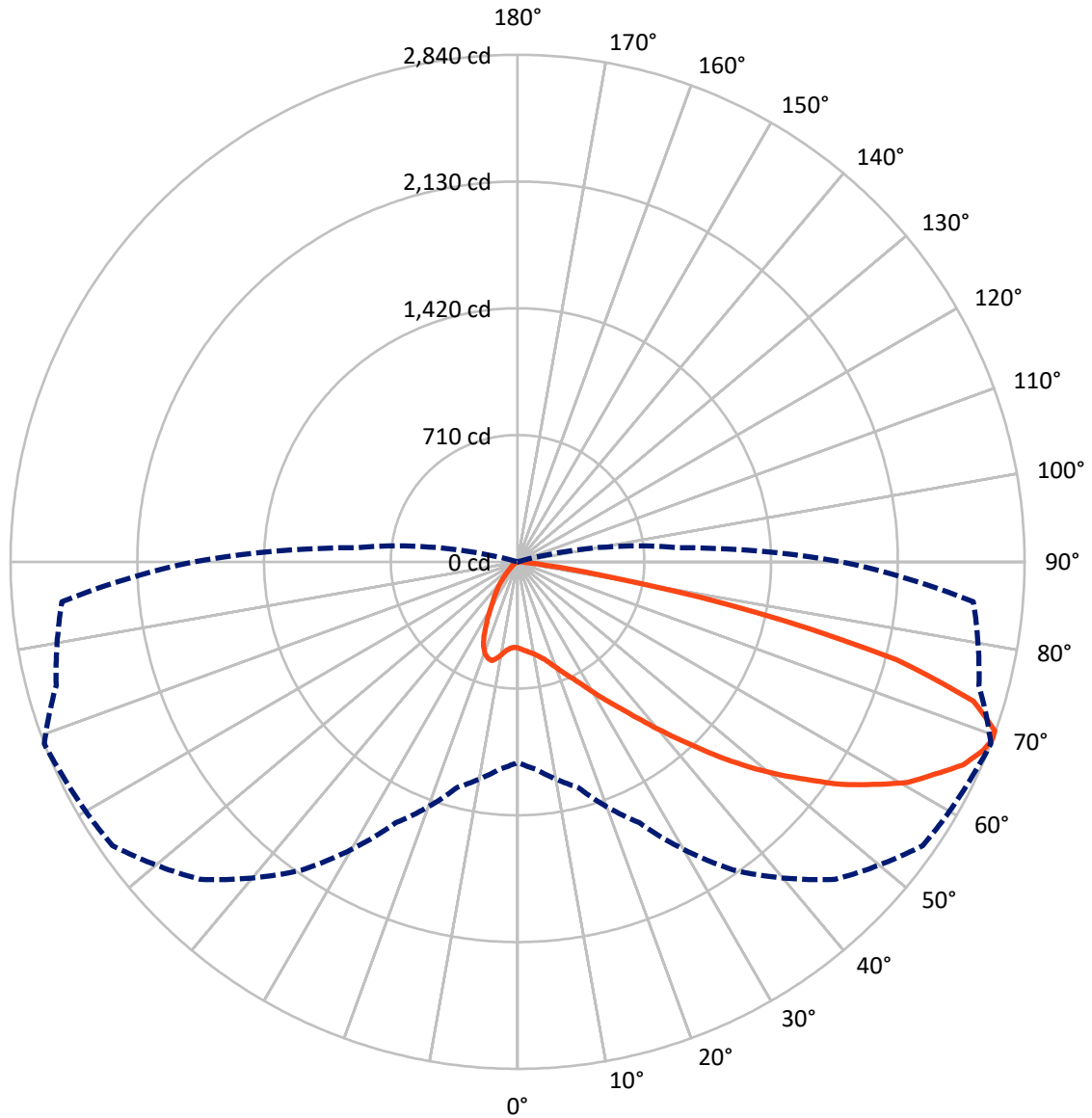
× Max cd
 - - - 1/2 Max cd



Based on 12 foot mounting height. Maximum calculated value = 4.2 fc
 Type III - Medium - N/A

REPORT NUMBER: P594123
CATALOG NUMBER: ISC-PA1C-727-U-T3-HSS

Luminous Intensity Polar Plot



— Vertical Plane Through 69-Deg Lateral - - - Horizontal Cone Through 69-Deg Vertical

REPORT NUMBER: P594123
 CATALOG NUMBER: ISC-PA1C-727-U-T3-HSS

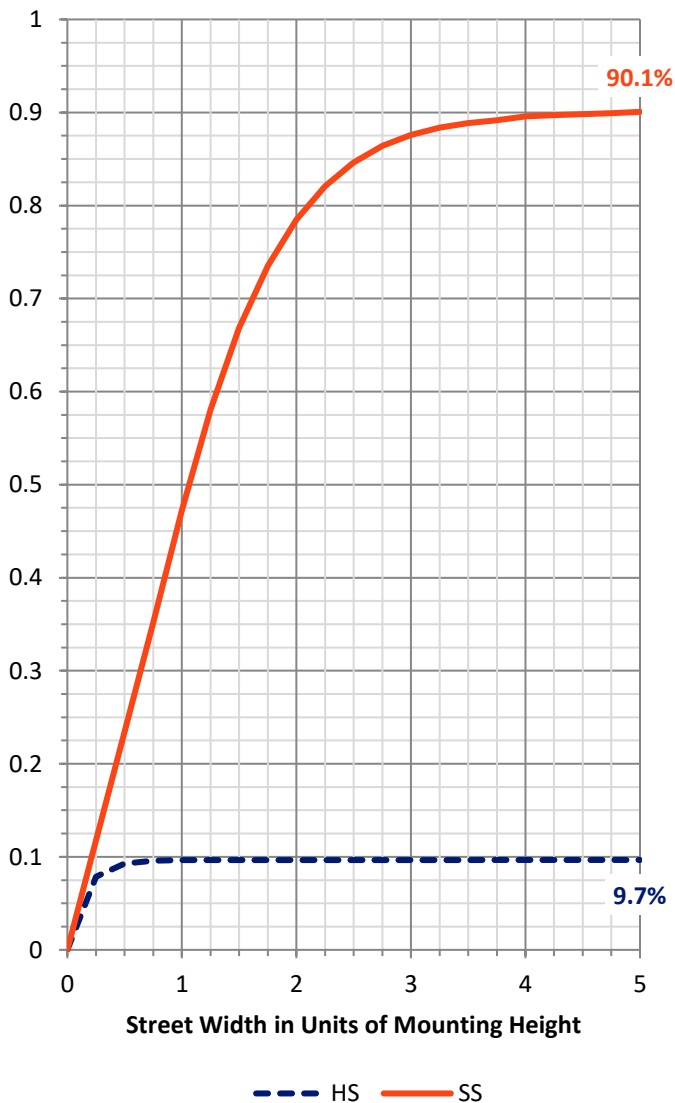
FLUX DISTRIBUTION:

		Downward	Upward	Total
House Side	Lumens	422.6	0.0	422.6
	% Fixture	9.7	0.0	9.7
Street Side	Lumens	3914.4	0.0	3914.4
	% Fixture	90.3	0.0	90.3
Total	Lumens	4337.0	0.0	4337.0
	% Fixture	100.0	0.0	100.0

ZONAL LUMENS:

Zone	Lumens	% Fixture
0°-10°	46.0	1.1
10°-20°	121.7	2.8
20°-30°	202.6	4.7
30°-40°	364.8	8.4
40°-50°	661.5	15.3
50°-60°	1033.7	23.8
60°-70°	1196.0	27.6
70°-80°	668.8	15.4
80°-90°	41.7	1.0
90°-100°	0.0	0.0
100°-110°	0.0	0.0
110°-120°	0.0	0.0
120°-130°	0.0	0.0
130°-140°	0.0	0.0
140°-150°	0.0	0.0
150°-160°	0.0	0.0
160°-170°	0.0	0.0
170°-180°	0.0	0.0
0°-90°	4337.0	100.0
0°-180°	4337.0	100.0

Coefficient of Utilization

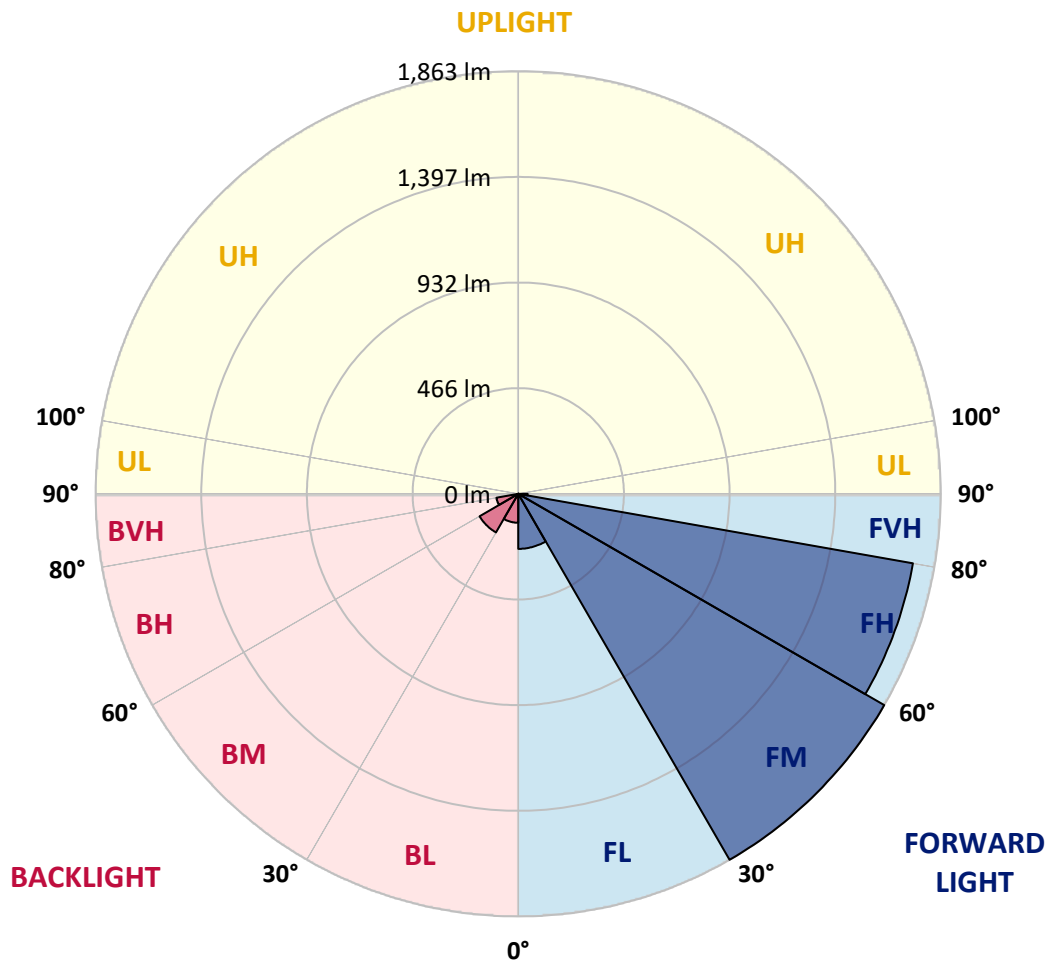


REPORT NUMBER: P594123
 CATALOG NUMBER: ISC-PA1C-727-U-T3-HSS

LUMINAIRE CLASSIFICATION SYSTEM LUMEN TABLE AND BUG RATING:

Zone	Lumens	% Fixture	Zone Rating/Lumen Limit		
			B	U	G
FL (0°-30°)	242.6	5.6			
FM (30°-60°)	1863.3	43.0			
FH (60°-80°)	1767.0	40.7			G1/1800
FVH (80°-90°)	41.4	1.0			G1/100
BL (0°-30°)	127.7	2.9	B1/500		
BM (30°-60°)	196.7	4.5	B0/220		
BH (60°-80°)	97.8	2.3	B0/110		G0/110
BVH (80°-90°)	0.3	0.0			G0/10
UL (90°-100°)	0.0	0.0		U0/0	
UH (100°-180°)	0.0	0.0		U0/0	

BUG Rating: B1-U0-G1
 Type III Medium





REPORT NUMBER: P594123
 CATALOG NUMBER: ISC-PA1C-727-U-T3-HSS

CANDELA DISTRIBUTION (FULL):

	0°	5°	15°	25°	35°	45°	55°	65°	69°	75°	85°
0°	482.4	482.4	482.4	482.4	482.4	482.4	482.4	482.4	482.4	482.4	482.4
2.5°	499.8	499.8	499.8	496.9	498.3	496.9	495.4	491.1	492.5	491.1	486.8
5°	482.4	483.9	488.2	491.1	498.3	501.2	502.6	502.6	501.2	498.3	495.4
7.5°	449.2	449.2	453.5	462.2	476.6	492.5	505.5	512.8	514.2	514.2	509.9
10°	440.5	440.5	446.3	452.1	466.5	485.3	505.5	522.9	525.8	528.6	527.2
12.5°	436.2	437.6	443.4	453.5	472.3	489.6	511.3	535.9	544.5	551.8	553.2
15°	442.0	442.0	447.8	457.9	479.5	504.1	531.5	559.0	567.6	577.8	585.0
17.5°	450.6	453.5	456.4	466.5	486.8	517.1	553.2	589.3	599.4	612.4	618.2
20°	465.1	465.1	468.0	476.6	498.3	534.4	585.0	628.3	637.0	645.6	652.9
22.5°	482.4	483.9	483.9	491.1	515.6	554.6	612.4	665.9	680.3	684.6	687.5
25°	534.4	531.5	521.4	517.1	535.9	577.8	645.6	710.6	726.5	730.9	725.1
27.5°	642.7	631.2	603.7	574.9	572.0	613.9	690.4	767.0	784.3	785.7	765.5
30°	778.5	780.0	735.2	673.1	631.2	652.9	739.5	837.7	855.1	847.8	816.1
32.5°	946.1	938.8	905.6	816.1	732.3	713.5	793.0	911.4	931.6	920.1	878.2
35°	1089.1	1093.4	1052.9	973.5	868.1	807.4	858.0	993.7	1018.3	998.1	946.1
37.5°	1208.9	1214.7	1190.2	1125.2	1031.3	936.0	943.2	1090.5	1123.7	1103.5	1038.5
40°	1341.8	1346.2	1336.0	1265.3	1181.5	1089.1	1057.3	1201.7	1246.5	1219.1	1151.2
42.5°	1487.7	1503.6	1486.3	1429.9	1343.3	1263.8	1216.2	1337.5	1382.3	1364.9	1273.9
45°	1687.0	1688.5	1668.3	1611.9	1522.4	1457.4	1399.6	1481.9	1539.7	1518.0	1411.2
47.5°	1834.4	1844.5	1832.9	1793.9	1721.7	1678.4	1598.9	1640.8	1701.5	1674.0	1552.7
50°	1947.0	1974.5	1964.4	1975.9	1939.8	1921.0	1799.7	1805.5	1864.7	1841.6	1697.1
52.5°	2009.1	2043.8	2046.7	2105.9	2136.2	2182.5	1994.7	1986.0	2023.6	2003.3	1844.5
55°	2000.5	2009.1	2081.3	2189.7	2308.1	2413.6	2185.3	2149.2	2201.2	2144.9	2000.5
57.5°	1916.7	1938.4	2065.5	2199.8	2409.2	2562.3	2350.0	2309.6	2352.9	2277.8	2160.8
60°	1796.8	1828.6	1991.8	2183.9	2468.4	2651.9	2510.3	2469.9	2508.9	2417.9	2342.8
62.5°	1688.5	1702.9	1853.1	2117.5	2433.8	2647.5	2634.5	2597.0	2620.1	2524.8	2498.8
65°	1533.9	1539.7	1688.5	1997.6	2357.2	2618.7	2702.4	2716.9	2741.4	2614.3	2610.0
67.5°	1295.6	1308.6	1455.9	1788.1	2230.1	2562.3	2755.9	2784.8	2813.6	2662.0	2630.2
69°	1123.7	1165.6	1307.2	1611.9	2107.3	2514.7	2770.3	2816.5	2839.6	2675.0	2562.3
70°	983.6	1019.7	1182.9	1476.2	1999.0	2461.2	2780.4	2812.2	2835.3	2647.5	2451.1
72.5°	494.0	540.2	764.1	1077.5	1588.8	2217.1	2728.4	2693.8	2669.2	2435.2	1983.1
75°	190.7	197.9	327.9	613.9	993.7	1627.8	2329.8	2264.8	2192.6	1847.4	1175.7
77.5°	105.4	104.0	143.0	271.5	423.2	795.9	1575.8	1471.8	1372.2	992.3	476.6
80°	44.8	47.7	62.1	130.0	222.4	275.9	765.5	680.3	541.6	314.9	114.1
82.5°	27.4	28.9	43.3	79.4	154.5	105.4	248.4	212.3	156.0	85.2	27.4
85°	8.7	10.1	30.3	53.4	75.1	43.3	56.3	49.1	43.3	36.1	8.7
87.5°	1.4	1.4	11.6	28.9	20.2	7.2	5.8	10.1	15.9	17.3	2.9
90°	0.0	0.0	0.0	0.0	0.0	0.0	0.0	0.0	0.0	0.0	0.0



REPORT NUMBER: P594123
 CATALOG NUMBER: ISC-PA1C-727-U-T3-HSS

CANDELA DISTRIBUTION (continued):

	90°	95°	105°	115°	125°	135°	145°	155°	165°	175°	180°
0°	482.4	482.4	482.4	482.4	482.4	482.4	482.4	482.4	482.4	482.4	482.4
2.5°	485.3	482.4	479.5	478.1	478.1	475.2	473.8	472.3	472.3	470.9	470.9
5°	491.1	488.2	485.3	483.9	481.0	479.5	479.5	479.5	478.1	479.5	481.0
7.5°	505.5	501.2	499.8	498.3	498.3	494.0	486.8	468.0	449.2	443.4	437.6
10°	525.8	524.3	524.3	524.3	514.2	476.6	424.6	378.4	353.9	333.7	333.7
12.5°	554.6	554.6	553.2	548.9	496.9	405.9	325.0	255.7	215.2	192.1	195.0
15°	586.4	585.0	587.9	560.4	437.6	313.4	196.4	138.7	117.0	114.1	114.1
17.5°	619.6	622.5	619.6	530.1	359.6	193.5	117.0	105.4	102.6	102.6	102.6
20°	654.3	651.4	647.1	478.1	261.4	121.3	101.1	98.2	95.3	93.9	93.9
22.5°	689.0	686.1	657.2	411.6	163.2	99.7	95.3	89.6	85.2	83.8	83.8
25°	722.2	722.2	638.4	326.4	111.2	93.9	86.7	80.9	76.6	72.2	72.2
27.5°	764.1	767.0	608.1	228.2	93.9	86.7	78.0	69.3	63.6	60.7	60.7
30°	811.7	816.1	559.0	148.8	85.2	76.6	67.9	57.8	49.1	46.2	44.8
32.5°	868.1	872.4	502.6	98.2	76.6	66.4	56.3	43.3	34.7	33.2	31.8
35°	940.3	930.2	434.8	78.0	66.4	56.3	43.3	30.3	24.6	23.1	23.1
37.5°	1029.8	1008.2	356.8	67.9	56.3	44.8	31.8	20.2	15.9	15.9	14.4
40°	1132.4	1071.7	275.9	60.7	47.7	34.7	20.2	13.0	10.1	10.1	10.1
42.5°	1245.1	1125.2	196.4	53.4	39.0	24.6	13.0	7.2	5.8	5.8	5.8
45°	1375.0	1174.3	134.3	46.2	33.2	17.3	7.2	2.9	2.9	2.9	2.9
47.5°	1505.0	1206.1	89.6	40.4	24.6	10.1	4.3	1.4	1.4	1.4	1.4
50°	1636.5	1230.6	69.3	34.7	17.3	5.8	1.4	0.0	0.0	0.0	0.0
52.5°	1753.5	1247.9	56.3	28.9	11.6	4.3	1.4	0.0	0.0	0.0	0.0
55°	1854.6	1249.4	49.1	23.1	8.7	2.9	0.0	0.0	0.0	0.0	0.0
57.5°	1957.1	1237.8	41.9	17.3	5.8	1.4	0.0	0.0	0.0	0.0	0.0
60°	2019.2	1207.5	33.2	13.0	4.3	1.4	0.0	0.0	0.0	0.0	0.0
62.5°	2056.8	1156.9	26.0	8.7	2.9	1.4	0.0	0.0	0.0	0.0	0.0
65°	2035.1	1093.4	18.8	5.8	2.9	1.4	0.0	0.0	0.0	0.0	0.0
67.5°	1934.0	995.2	13.0	4.3	1.4	1.4	0.0	0.0	0.0	0.0	0.0
69°	1814.1	905.6	11.6	2.9	1.4	1.4	0.0	0.0	0.0	0.0	0.0
70°	1708.7	836.3	10.1	2.9	1.4	1.4	0.0	0.0	0.0	0.0	0.0
72.5°	1272.5	538.8	8.7	2.9	1.4	1.4	0.0	0.0	0.0	0.0	0.0
75°	715.0	180.5	5.8	1.4	1.4	0.0	0.0	0.0	0.0	0.0	0.0
77.5°	268.7	46.2	2.9	1.4	0.0	0.0	0.0	0.0	0.0	0.0	0.0
80°	59.2	11.6	1.4	0.0	0.0	0.0	0.0	0.0	0.0	0.0	0.0
82.5°	13.0	2.9	0.0	0.0	0.0	0.0	0.0	0.0	0.0	0.0	0.0
85°	4.3	1.4	0.0	0.0	0.0	0.0	0.0	0.0	0.0	0.0	0.0
87.5°	1.4	0.0	0.0	0.0	0.0	0.0	0.0	0.0	0.0	0.0	0.0
90°	0.0	0.0	0.0	0.0	0.0	0.0	0.0	0.0	0.0	0.0	0.0

(END OF REPORT)